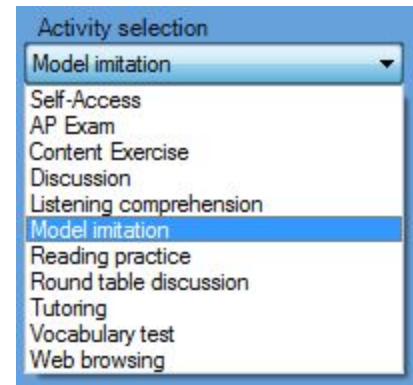
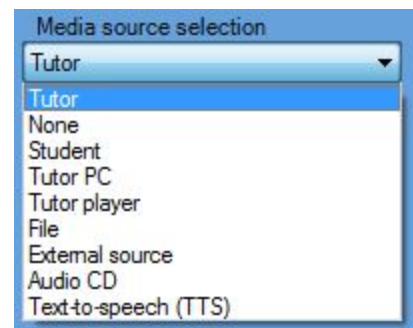


# SANAKO Quick Start

1. Start up the **teacher computer** and login. (Tell students to startup computers and login as themselves.)
2. Start the **Tutor** program (found on the desktop).
3. Choose the **teacher name**, and choose “**Template class**”
4. Wait for all students to appear on the screen
5. Choose an **Activity** (see SANAKO Activity Cheat Sheet).
  - a. easy example: Model Imitation



6. Choose a **Media source** (= “what students listen to”)
  - a. easy example: Tutor (i.e. the teacher is what they listen to)

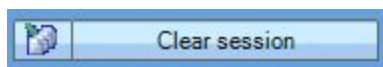


7. Optional: Click “Activity options” and turn on **recording**.  
Note: *Model imitation* automatically records.  
*Listening comprehension* never records

8. Click **Start** to begin the activity



9. Click **End** when the activity is over.
10. To **collect recordings**, click the little button next to “Clear Session.”



## When Finished

1. Click **PC Control > Shutdown Operations > Shut Down** to turn off all student PCs.
2. Close the **Tutor** program. If prompted to “save before exiting,” always click NO.
3. **Log out** of the teacher computer, so you don’t block another teacher from using it later